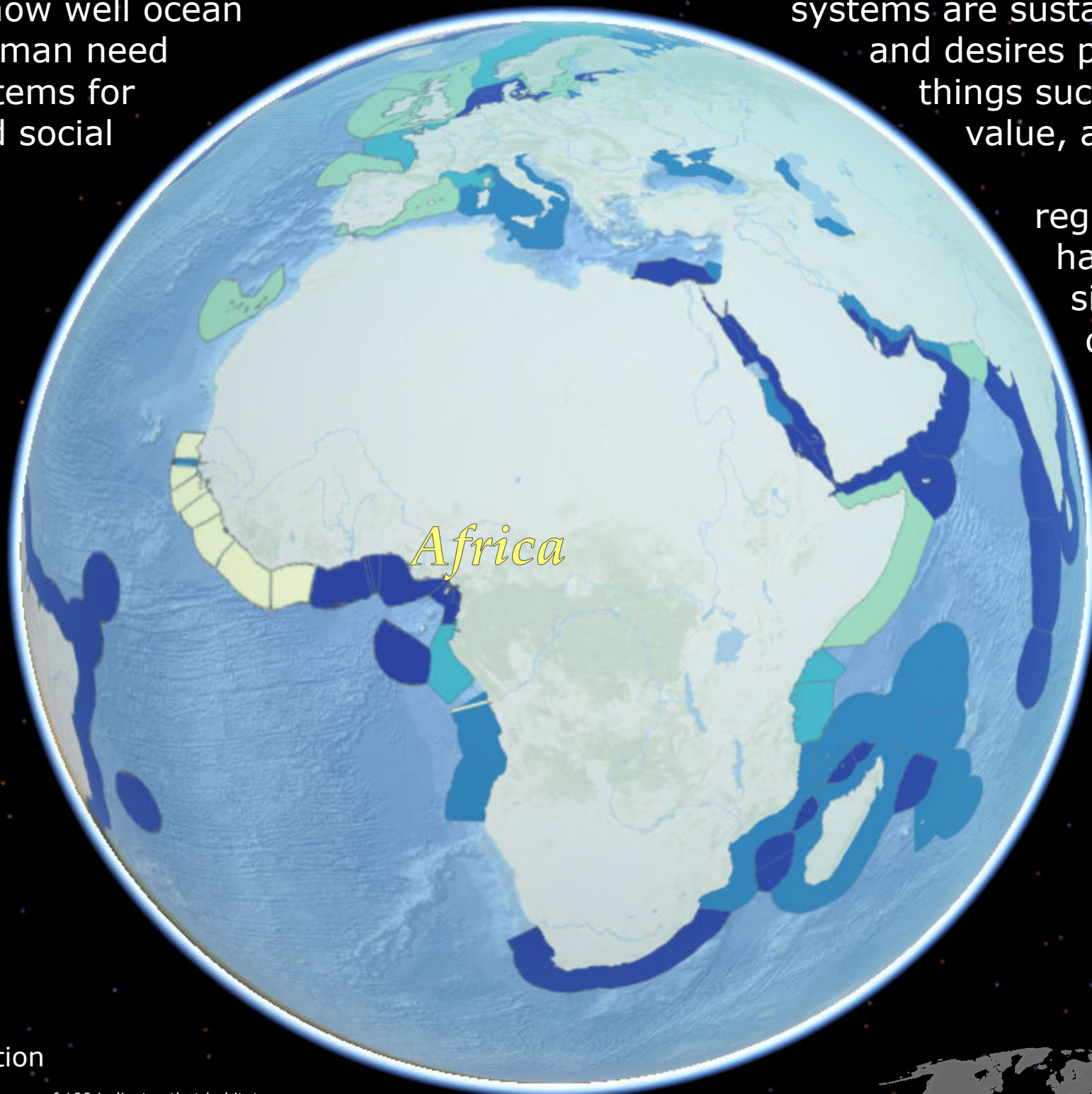


Understanding the state of our oceans

Humans and their activities are part of marine systems. The Ocean Health Index (OHI) acknowledges this reality and provides a framework for assessing ocean health. It measures how well ocean systems are sustainably meeting human need and desires placed upon marine systems for cultural and social things such as food, value, and jobs.

220 coastal territories assessed
The 2020 data are displayed

regions and have been since 2012. data are on the map below.



Coastal Protection

≤ 34.84	A score of 100 indicates that habitats are still intact or have been restored to a past condition. A score of 0 indicates protective coastal habitats are completely absent. A low score indicates significant habitat decline and a need for protection and restoration for carbon sequestration.
≤ 62.78	
≤ 77.76	
≤ 91.23	
≤ 100.00	

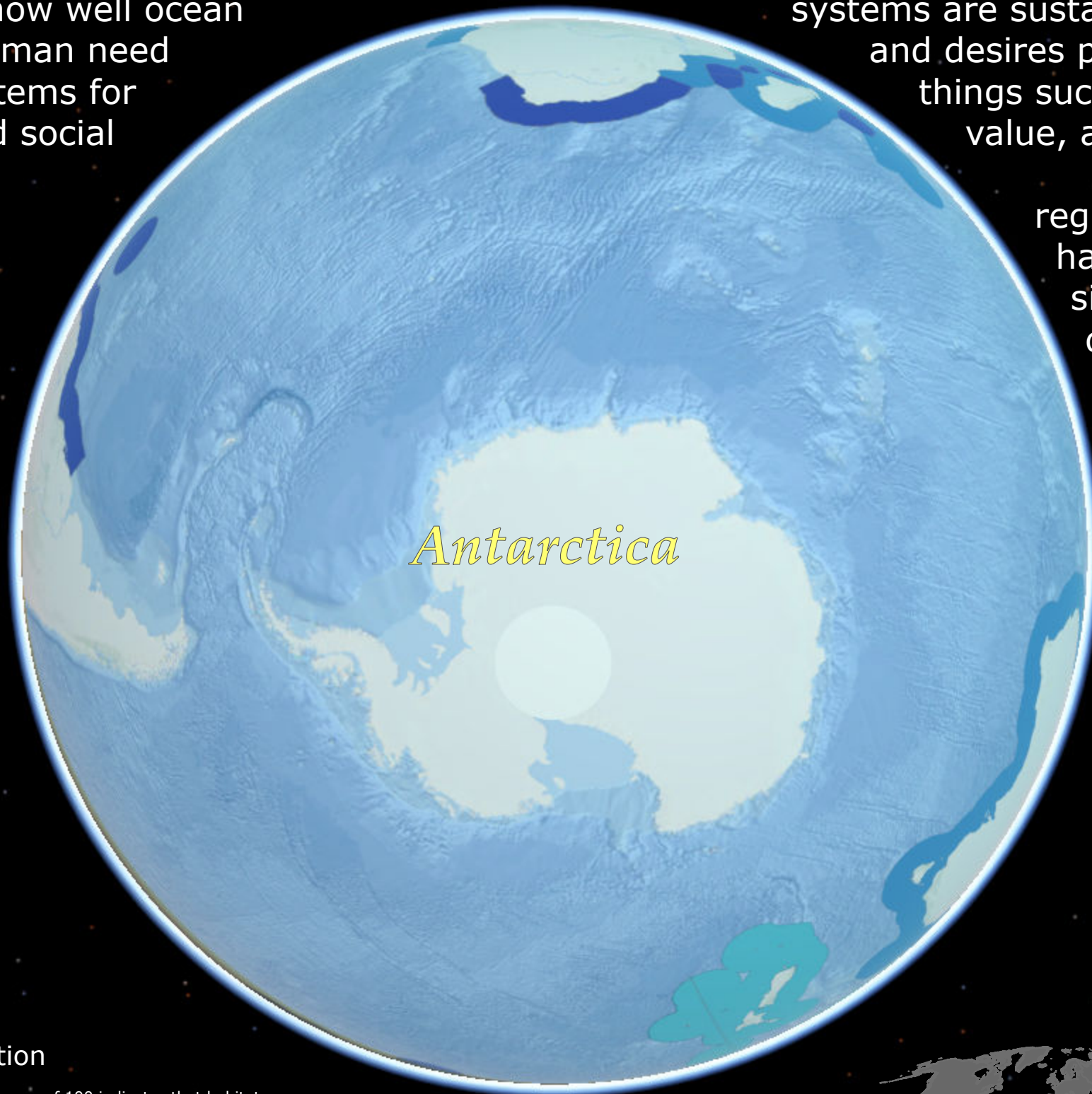


Understanding the state of our oceans

Humans and their activities are part of marine systems. The Ocean Health Index (OHI) acknowledges this reality and provides a framework for assessing ocean health. It measures how well ocean systems are sustainably meeting human need and desires placed upon marine systems for cultural and social things such as food, value, and jobs.

220 coastal territories assessed
The 2020 data are displayed

regions and have been since 2012. data are on the map below.



Coastal Protection

≤ 34.84	A score of 100 indicates that habitats are still intact or have been restored to a past condition. A score of 0 indicates protective coastal habitats are completely absent. A low score indicates significant habitat decline and a need for protection and restoration for carbon sequestration.
≤ 62.78	
≤ 77.76	
≤ 91.23	
≤ 100.00	

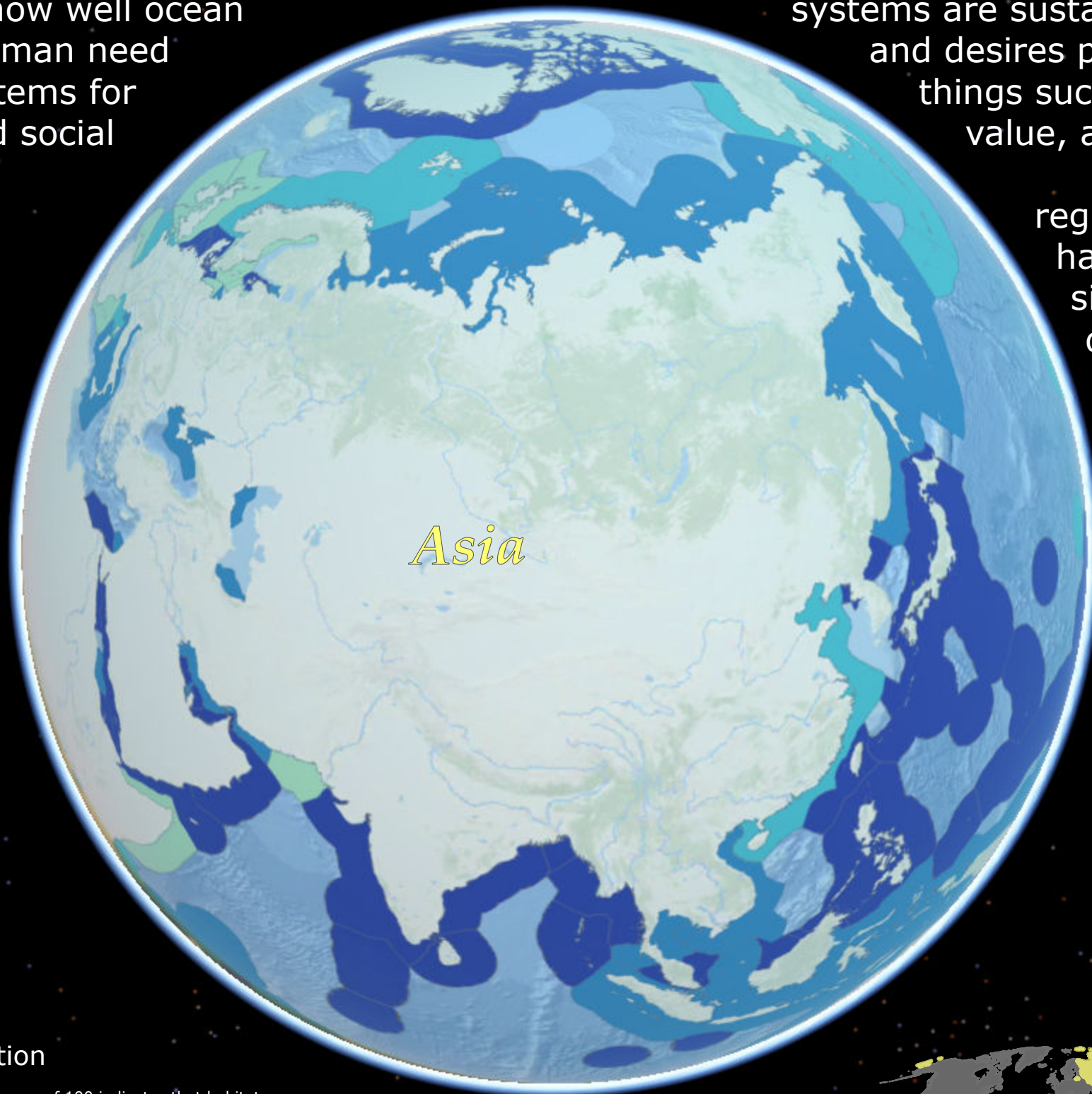


Understanding the state of our oceans

Humans and their activities are part of marine systems. The Ocean Health Index (OHI) acknowledges this reality and provides a framework for assessing ocean health. It measures how well ocean systems are sustainably meeting human need and desires placed upon marine systems for cultural and social things such as food, value, and jobs.

220 coastal territories assessed
The 2020 data are displayed

regions and have been since 2012. data are on the map below.



Coastal Protection

≤ 34.84	A score of 100 indicates that habitats are still intact or have been restored to a past condition. A score of 0 indicates protective coastal habitats are completely absent. A low score indicates significant habitat decline and a need for protection and restoration for carbon sequestration.
≤ 62.78	
≤ 77.76	
≤ 91.23	
≤ 100.00	

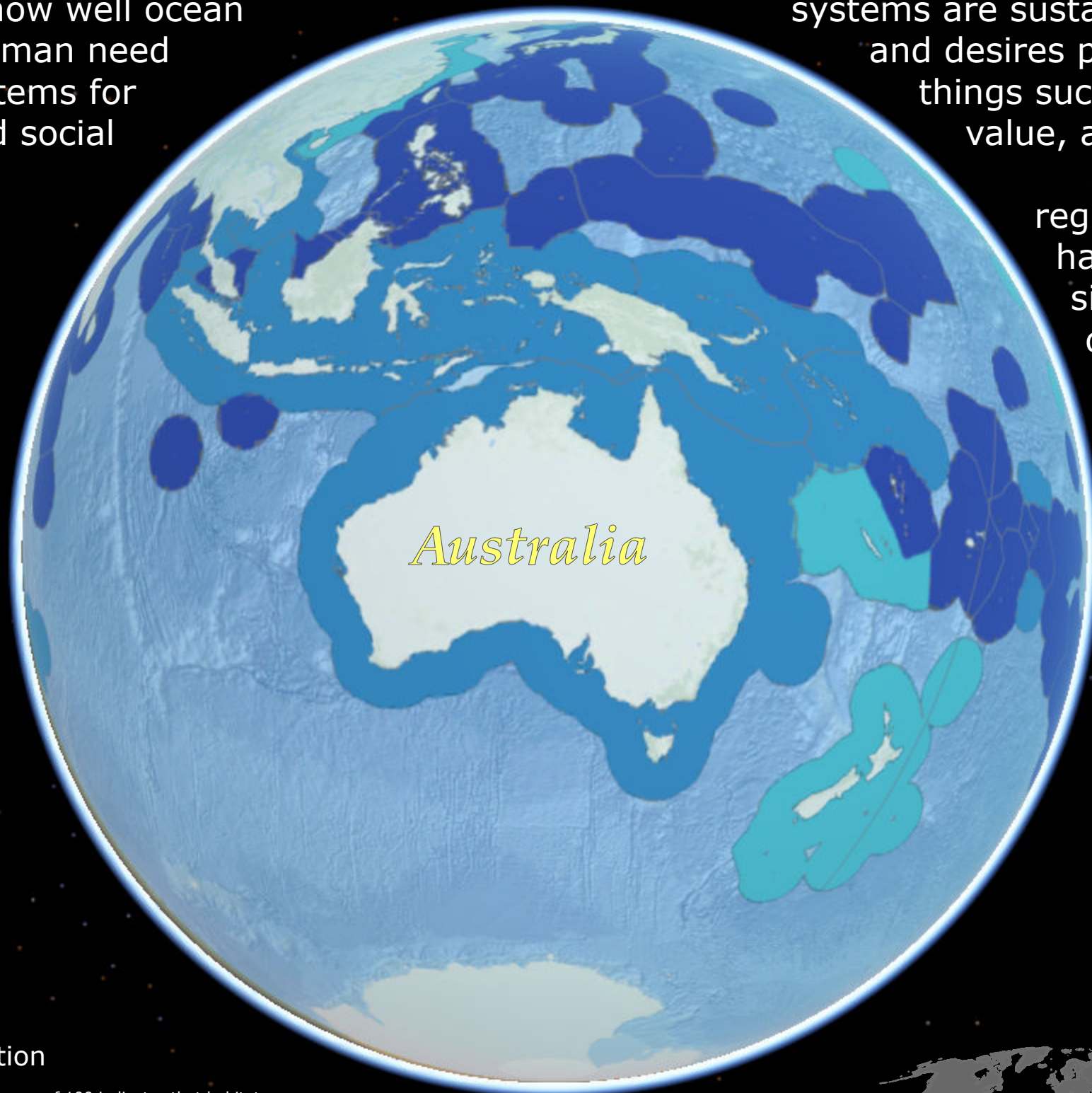


Understanding the state of our oceans

Humans and their activities are part of marine systems. The Ocean Health Index (OHI) acknowledges this reality and provides a framework for assessing ocean health. It measures how well ocean systems are sustainably meeting human need and desires placed upon marine systems for cultural and social things such as food, value, and jobs.

220 coastal territories assessed
The 2020 data are displayed

regions and have been since 2012. data are on the map below.



Coastal Protection

≤ 34.84	A score of 100 indicates that habitats are still intact or have been restored to a past condition. A score of 0 indicates protective coastal habitats are completely absent. A low score indicates significant habitat decline and a need for protection and restoration for carbon sequestration.
≤ 62.78	
≤ 77.76	
≤ 91.23	
≤ 100.00	

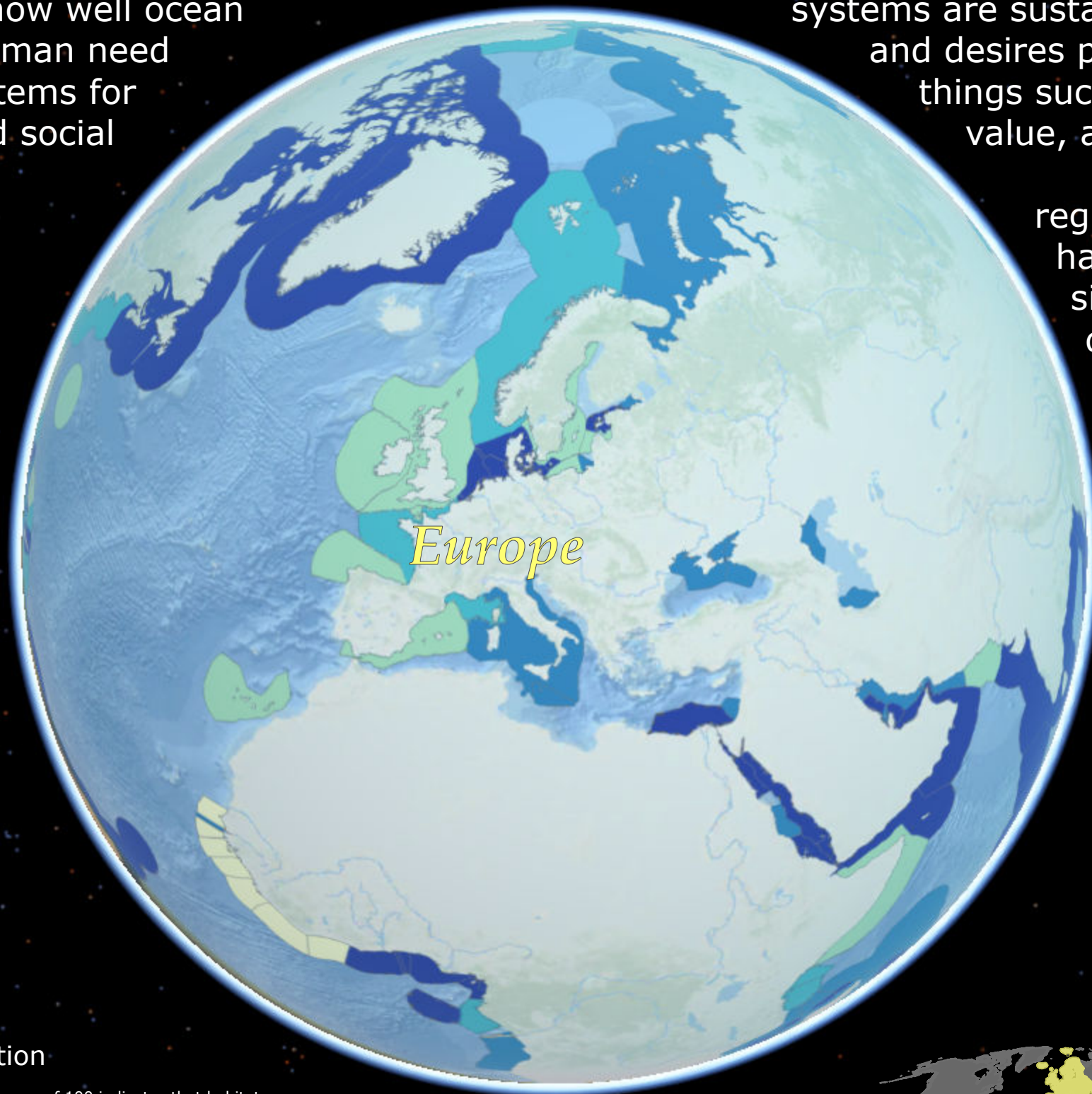


Understanding the state of our oceans

Humans and their activities are part of marine systems. The Ocean Health Index (OHI) acknowledges this reality and provides a framework for assessing ocean health. It measures how well ocean systems are sustainably meeting human need and desires placed upon marine systems for cultural and social things such as food, value, and jobs.

220 coastal territories assessed
The 2020 data are displayed

regions and have been since 2012. data are on the map below.



Coastal Protection

≤ 34.84	A score of 100 indicates that habitats are still intact or have been restored to a past condition. A score of 0 indicates protective coastal habitats are completely absent. A low score indicates significant habitat decline and a need for protection and restoration for carbon sequestration.
≤ 62.78	
≤ 77.76	
≤ 91.23	
≤ 100.00	

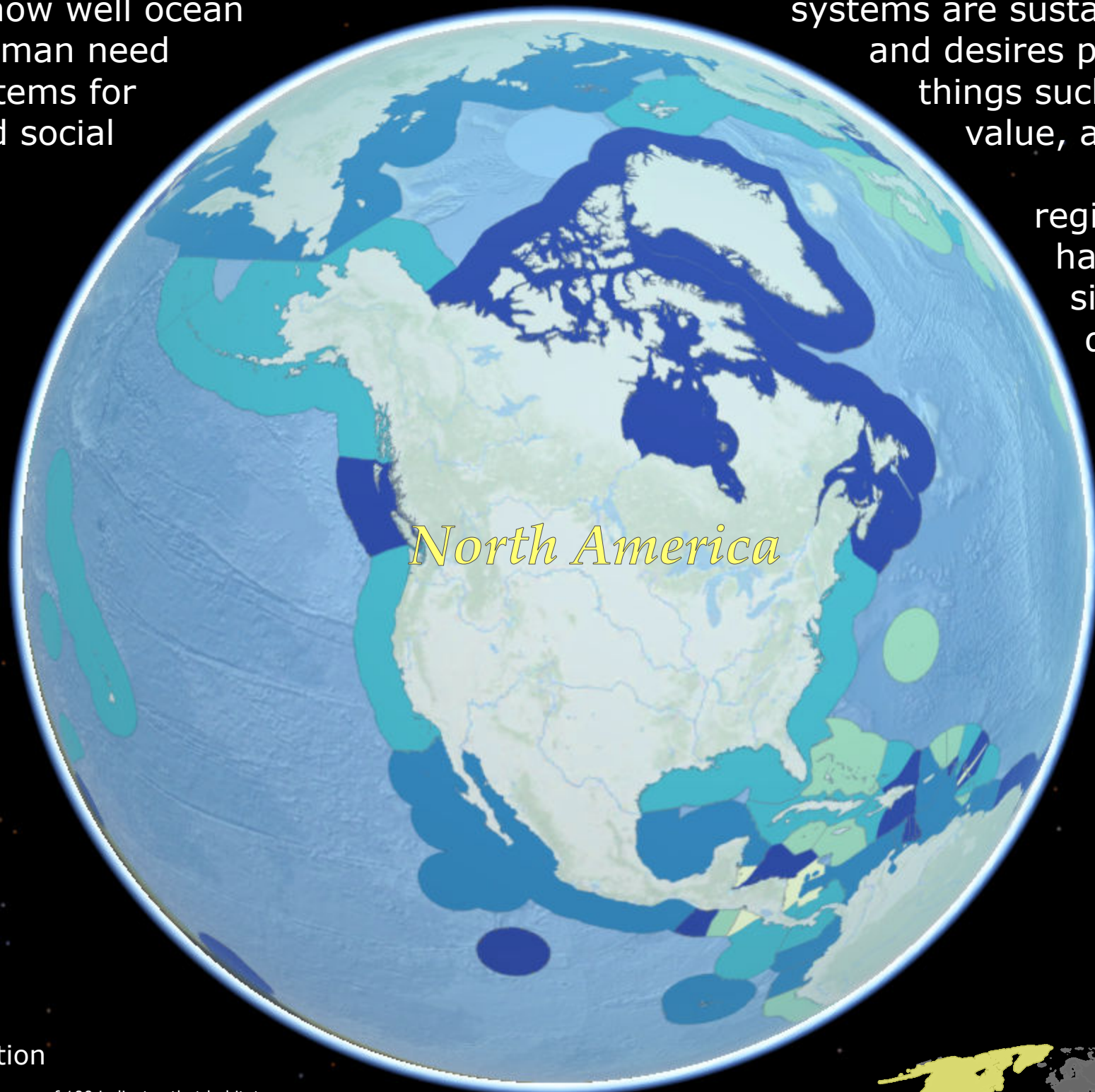


Understanding the state of our oceans

Humans and their activities are part of marine systems. The Ocean Health Index (OHI) acknowledges this reality and provides a framework for assessing ocean health. It measures how well ocean systems are sustainably meeting human need and desires placed upon marine systems for cultural and social things such as food, value, and jobs.

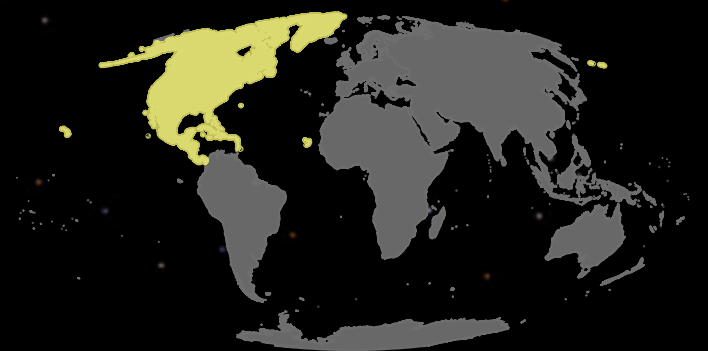
220 coastal territories assessed
The 2020 data are displayed

regions and have been since 2012. data are on the map below.



Coastal Protection

≤ 34.84	A score of 100 indicates that habitats are still intact or have been restored to a past condition. A score of 0 indicates protective coastal habitats are completely absent. A low score indicates significant habitat decline and a need for protection and restoration for carbon sequestration.
≤ 62.78	
≤ 77.76	
≤ 91.23	
≤ 100.00	

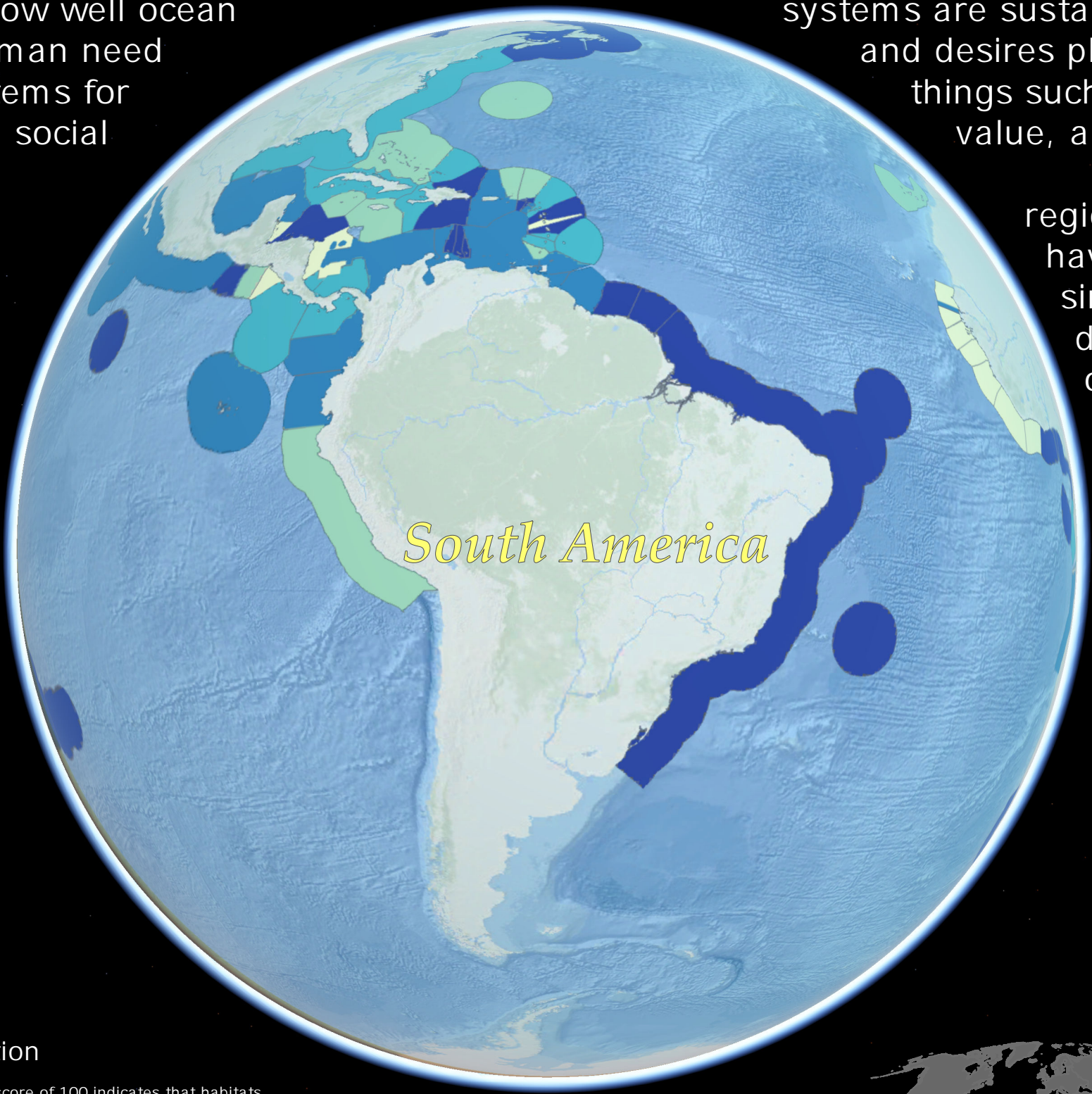


Understanding the state of our oceans


Humans and their activities are part of marine systems. The Ocean Health Index (OHI) acknowledges this reality and provides a framework for assessing ocean health. It measures how well ocean systems are sustainably meeting human need and desires placed upon marine systems for cultural and social things such as food, value, and jobs.

220 coastal territories assessed
The 2020 data are displayed

regions and have been since 2012. data are on the map below.



Coastal Protection



A score of 100 indicates that habitats are still intact or have been restored to a past condition. A score of 0 indicates protective coastal habitats are completely absent. A low score indicates significant habitat decline and a need for protection and restoration for carbon sequestration.

